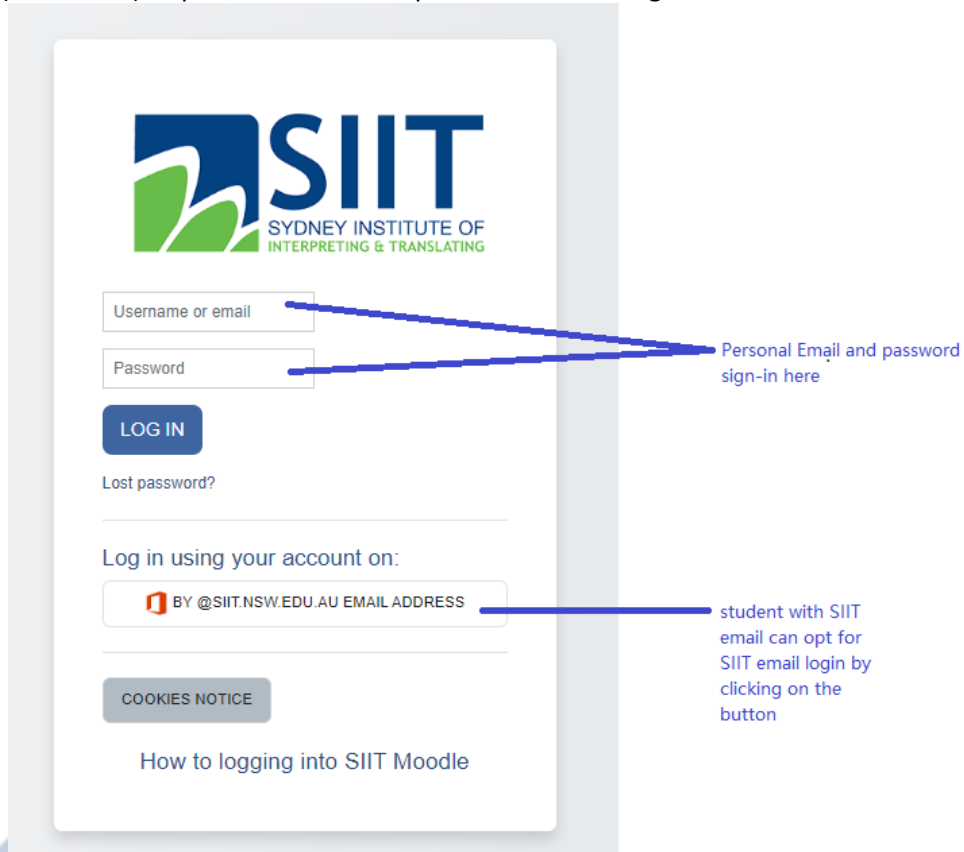


First time logging into Moodle (SIIT students)


- 1) Navigate to <https://moodle.siid.nsw.edu.au/>
- 2) Enter username (student ID) or personal email and password & click Log in.



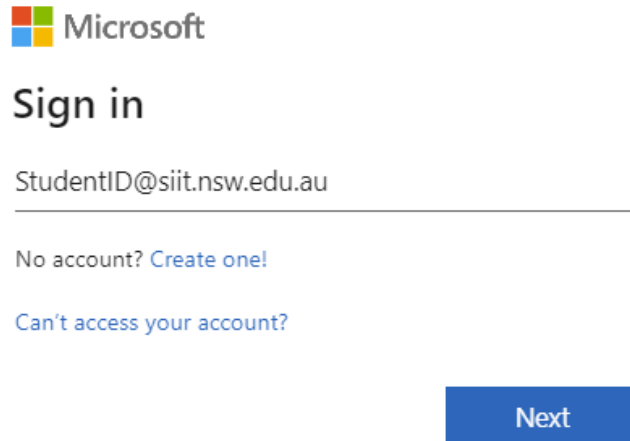
The screenshot shows the SIIT Moodle login interface. At the top is the SIIT logo. Below it are two input fields: 'Username or email' and 'Password'. A blue arrow points from the 'Personal Email and password sign-in here' text to both of these fields. Below the fields is a blue 'LOG IN' button. Underneath is a link for 'Lost password?'. A section titled 'Log in using your account on:' contains a button with the Moodle logo and the text 'BY @SIIT.NSW.EDU.AU EMAIL ADDRESS'. A blue arrow points from the text 'student with SIIT email can opt for SIIT email login by clicking on the button' to this button. At the bottom, there is a 'COOKIES NOTICE' button and a link for 'How to logging into SIIT Moodle'.

- 3) Students with **SIIT email** can opt for SIIT email login by clicking on the button.

Log in using your account on:

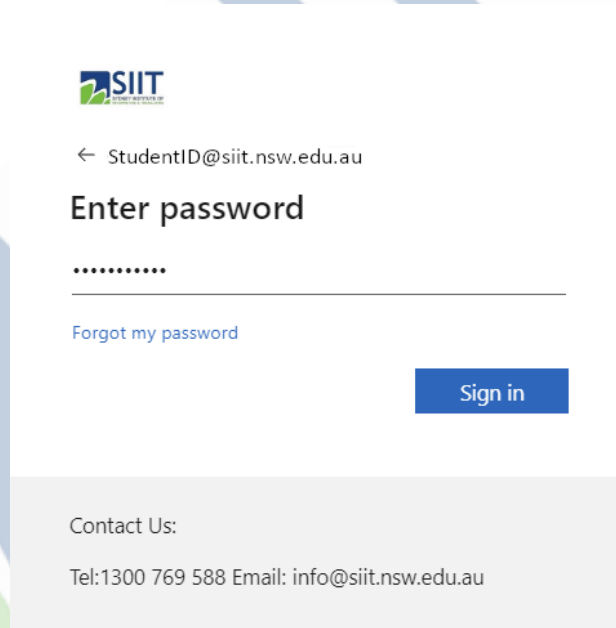
 BY @SIIT.NSW.EDU.AU EMAIL ADDRESS

- a) Sign in with your SIIT email (studentID@siit.nsw.edu.au for example)



Microsoft
Sign in
StudentID@siit.nsw.edu.au
No account? [Create one!](#)
[Can't access your account?](#)
Next

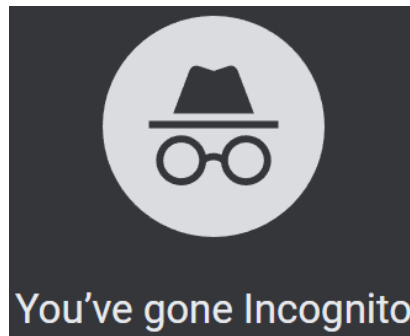
- b) Enter your password for your SIIT account.



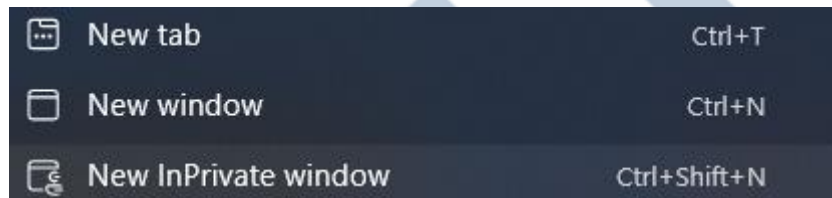
SIIT
← StudentID@siit.nsw.edu.au
Enter password
.....
[Forgot my password](#)
Sign in
Contact Us:
Tel:1300 769 588 Email: info@siit.nsw.edu.au

Please ensure that you sign-in with your SIIT credentials and are not logged into any other Office 365 accounts when attempting to login to your SIIT account.

Alternatively, you could use your browsers' [incognito mode](#) (**Ctrl-Alt-N** on Chrome/ Edge browser) to sign in, if you rather not sign out of other Office 365 accounts on your browser.

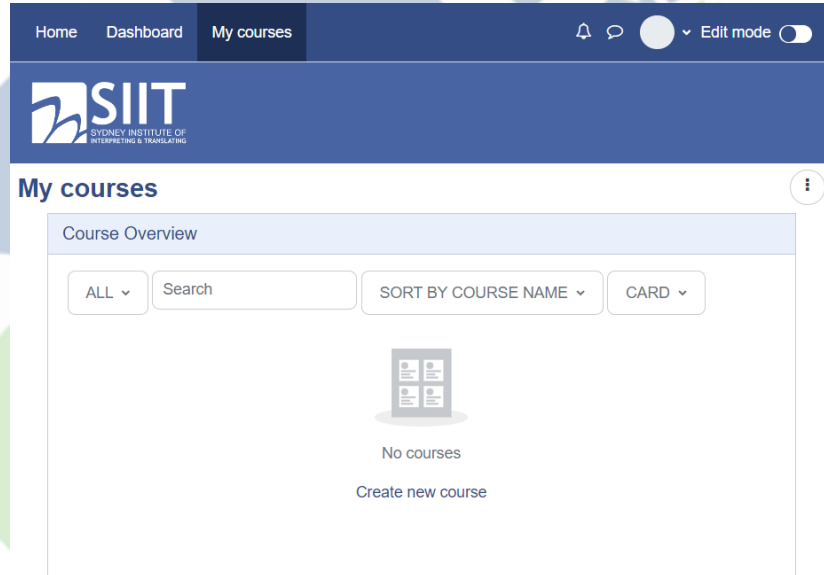


Incognito mode on Chrome browser



InPrivate Window on Edge browser

4. You will be then logged in and will be able to view your Dashboard on SIIT Moodle.



Note: if you have logged into SIIT Moodle and are not enrolled into your course modules, please contact ***Student services*** at info@siit.nsw.edu.au for Sydney campus or infobrisbane@siit.nsw.edu.au for Brisbane campus, for Moodle enrollment assistance.